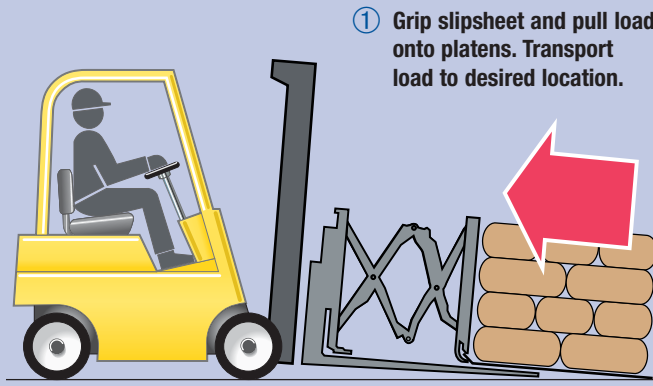
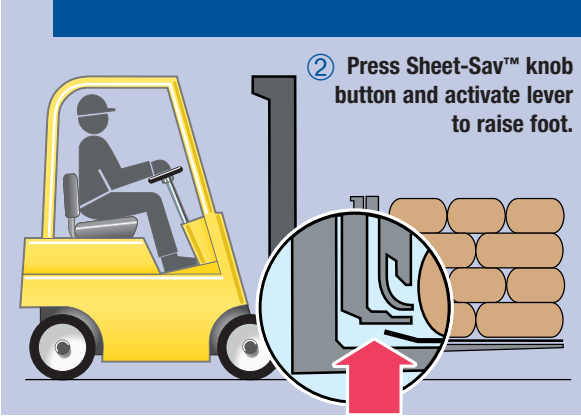




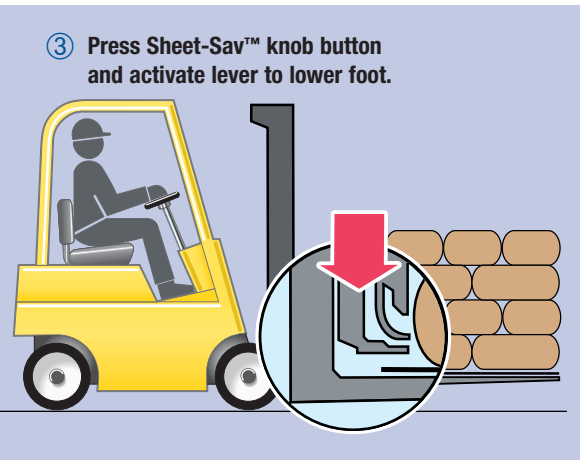
SHEET-SAV™ PUSH PULL



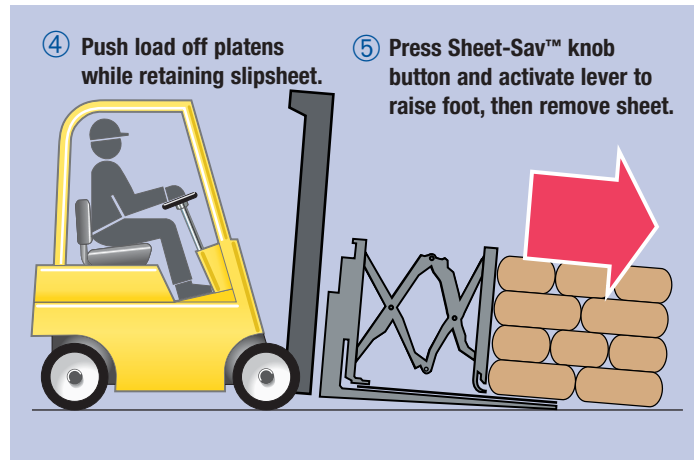
① Grip slip sheet and pull load onto platens. Transport load to desired location.



② Press Sheet-Sav™ knob button and activate lever to raise foot.



③ Press Sheet-Sav™ knob button and activate lever to lower foot.



④ Push load off platens while retaining slip sheet.

⑤ Press Sheet-Sav™ knob button and activate lever to raise foot, then remove sheet.

Save your slip sheets using a Sheet-Sav™ Push/Pull.

Slip sheet handling with the added ability to retain and reuse your slip sheets.

APPLICATIONS

Use the Cascade Sheet-Sav™ Push/Pull to keep your slip sheets in house. This is a popular attachment for manufacturers who handle product on slip sheets within their operation and who transfer product without a slip sheet onto a pallet, into a container, or onto a flatbed truck. Popular for bagged cement, bagged seed and grain, packaged food, dairy products, fruit and produce and corrugated box blank handling.

FEATURES

High production slip sheet handling capabilities

- High visibility pantograph, gripper jaw and faceplate
- Adjustable platens
- 4° tilting faceplate
- Chamfered platen corners and gripper jaw design protects the slip sheet
- QFM models: Frame mounts between forks (20" wide) for minimum effective thickness (lost load)

Strength and durability in demanding applications

- High strength, rigid pantograph for safe load packing
- Protected hydraulics
- "Cushion" cylinders reduce operating noise
- Simplified hydraulic circuit

OPTIONS

- Quick-change hydraulic couplers
- Hydraulic flow control valve
- Extended height and width faceplates
- Extended push strokes
- Faceplate stop group
- Optional platen sizes
- Forks and multiple fork groups
- Class III mounting (45E only)



Proudly Distributed by:



HS Sales Pty Ltd
Unit 2 / 3 Atlas Court
Welshpool WA
(08) 9458 7933
www.hssales.net
sales@hssales.net

cascade
corporation