

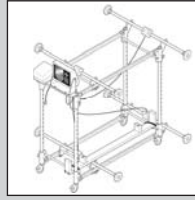
Damage Reduction Options

Load Cushion™



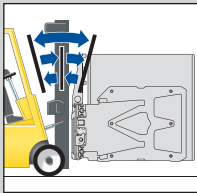
Hoist System Accumulator that absorbs shocks and reduces the clamp force required to handle the load. Available in 475 ml (1 pt) and 950 ml (1 qt) sizes.

4-Point Force Distribution Tester



Portable design measures clamp force in 4 quadrants of the contact pad for a reliable measurement. Calibration bar included to ensure equal sensor arm lengths and accurate pressure measurements.

Tilt Control



Automatically controls the angle of the mast and attachment, aligning pad with the load.

Two-Way Tilt Control

TFC™ - Touch Force Control System



TFC™ is an interactive and easy-to-use touch screen system that works in applications where regulating clamp force and pressure control is required.

Volumetric Force Control (VFC)



VFC system automatically adjusts clamping pressure based on volume of the load. This option is designed to reduce damage caused by excessive force, the VFC calculates the size of load and will clamp with the least amount of force. The operator does not need to judge the clamping force with manual controls, it is completely automatic.

Manual 3-Position Pressure Regulator



| Input Flow | Pressure Adjustment |
|-------------|---------------------|
| 8-75 l/min. | 7-207 bar |

(Three pressure relief settings plus truck relief)
Allows clamping force to vary from load to load using the minimum required hydraulic pressure settings. Use in conjunction with Low Pressure Tank Line Kit.



Automatic Pressure Control (APC)

The Automatic Pressure Control system automatically adjusts clamping pressure based on load width only. This option is designed to reduce damage caused by excessive force, the APC detects the size of load and will clamp with the 2 or 3 pre-set amounts of force. The operator does not need to judge the clamping force with manual controls, it is completely automatic.

J-Series Clamp Options

- Custom opening ranges and frame widths.
- Custom arm lengths, heights and pad surfaces.
Application-specific contact pads (sizes & surfaces).
- Frame bumper for extra protection when handling loose loads.
- Various ISO mounting options including class III and quick-disconnect features.
- Independent arm control.
- Regenerative valve for increased arm speed on low flow electric trucks.
- External sideshift available.
- Alternate valve configurations for left hand or right hand, third and fourth function hydraulic installation.
- Application-specific customization.

Cascade Australia Pty. Ltd. • 36 Kiln Street • Darra • QLD, 4076 • Tel. 1-800-227-223 • Fax. +61 7 3373-7333

cascade
AUSTRALIA
PTY
LTD


www.cascadeaustralia.com

Cascade is a registered trademark of Cascade Corporation.
© Cascade Corporation 2017. All rights reserved.


Form 6885217 AU 01/17



J-Series Carton Clamps




CARTON CLAMP
Capacities up to 2200 kgs.




APPLIANCE CLAMP
Capacities up to 1200 kgs.




WGF CARTON CLAMP
Capacities up to 1600 kgs.



WGS CARTON CLAMP
Capacities up to 1600 kgs.



WGE CARTON CLAMP
Capacities up to 1600 kgs.



WGC CARTON CLAMP
Capacities up to 1600 kgs.

Proudly Distributed by:



HS Sales Pty Ltd
Unit 2 / 3 Atlas Court
Welshpool WA
(08) 9458 7933
www.hssales.net
sales@hssales.net

Not all clamps are the same.

cascade
AUSTRALIA PTY LTD

EFFICIENT HANDLING

Each Carton Clamp is designed to do a particular job and do it well.

Whether you're handling consumer paper products, appliances, consumer electronics, wine packaged foods (canned or boxed), chemicals or plastics, Cascade clamps offer a solution. They're durable enough for the toughest conditions, versatile and easy to service. **Carton Clamp models include the CCS and ACS models.**

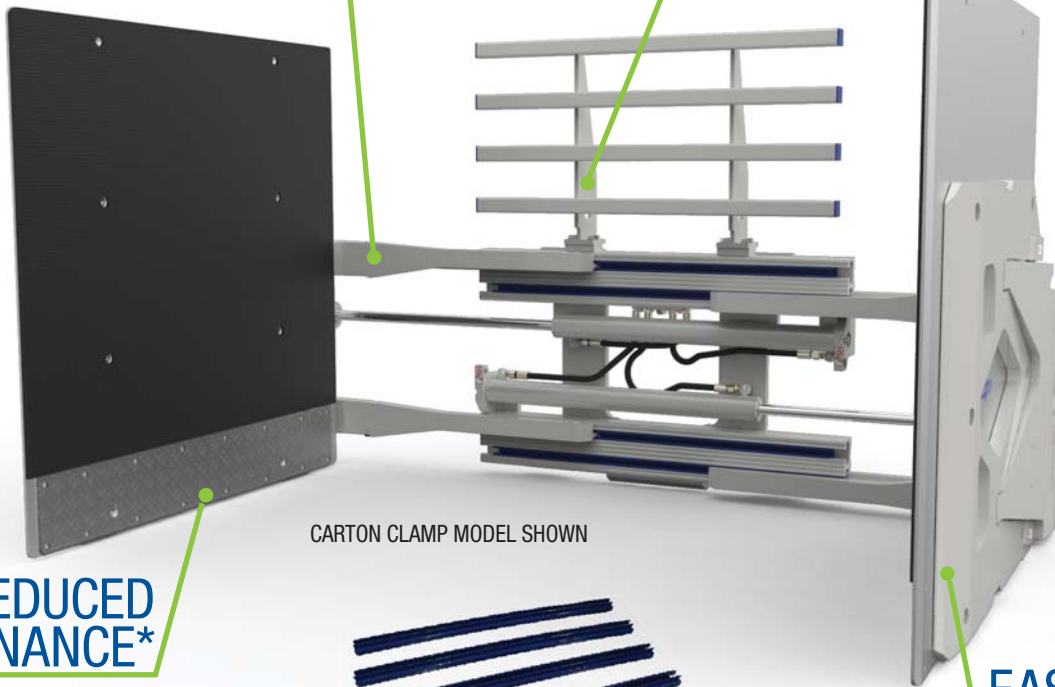


IMPROVED RELIABILITY*

With stronger built corner castings.

REDUCED PRODUCT DAMAGE*

Load backrest design with 4 point mounting is in the same plane as the arm bars for even contact with the load.



CARTON CLAMP MODEL SHOWN

REDUCED MAINTENANCE*

On contact pad for pallet handling extending pad life. (Optional)

EASE OF OPERATION*

Thin arm profile with tapered leading edge for manipulating tight loads between stacks.

GUARANTEED*

Cascade will provide trouble free service on UHMW bearings up to 10,000 hours or 36 months.

* Common benefits for both Carton Clamps and White Good Models

Common Clamp Features & Benefits:

Secure handling of loads.

Reduces hydraulic leaks and improves reliability.

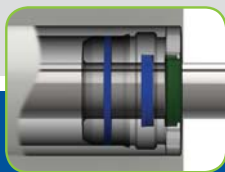
Durable bearings with less maintenance.

Assures secure and precise mounting.


Improved hydraulic efficiency.



REVERSIBLE RUBBER FACED ALUMINUM CONTACT PAD



DURABLE SEALS



UHMW FULL-LENGTH BEARINGS



TRUE CENTERING KEY



CLAMP, SIDESHIFT & OPEN RELIEF VALVE

SUPERIOR CLAMP FORCE DISTRIBUTION

The WG Models distribute clamp force more evenly along the pad surface, reducing damage.

WG Models

Designed for the white goods, warehousing, beverage, appliance and electronics industries, the WG Model clamps allow palletless handling, which improves warehouse space utilization. The variety of features and options result in more precise handling, enhanced productivity and less product damage.

IMPROVED DURABILITY*

High strength steel frame for optimal reliability.

REDUCED PRODUCT DAMAGE*

(VFC) Volumetric Force Controls the force applied to different types and sizes of loads. (Optional)

MORE PRECISE HANDLING

Adjusta-Block has six adjustment points that easily facilitate moving the position of the pad relative to the stabilizer. (Excludes WGS model.)

VISIBILITY*

For ease of use.

OPTIMAL FORCE DISTRIBUTION

3-Finger Arm designed to spread the clamp force upward for optimal distribution when handling taller loads, preventing damage. (WG models only.)



WHITE GOODS MODEL SHOWN



The J-Series Carton Clamps have an efficient hydraulic system which minimizes energy consumption and maximizes performance.

WGF Model

- Single, full depth or tip handling for many different configurations.
- Left single articulating arm/ Right single articulating arm with Flexipads/ Adjusta-Block RH & LH.

WGS Model

- Single and full depth heavy loads for general handling solutions.
- Left single articulating arm/ Right single articulating arm/ with shims RH & LH.

WGE Model

- Handles a variety of loads where the load maintains full contact with the pads.
- Left single articulating arm/ Right double articulating arm/ shims LH / Adjusta-Block RH.

WGC Model

- Superior at knifing between tightly stacked loads and stacking loads into tight areas.
- Left rigid arm/ Right double articulating arm/ shims LH / Adjusta-Block RH.

Increase productivity, reduce product damage.