



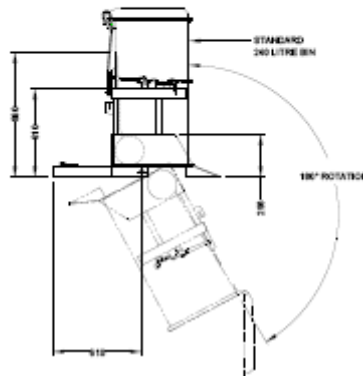
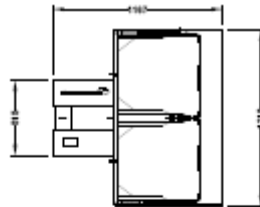

STRONG, DEPENDABLE ATTACHMENTS AND ACCESSORIES

2/3 Atlas Court  
Welshpool  
Western Australia 6106

Telephone: (08) 9458 7933  
Facsimile: (08) 9458 1351  
ABN 67 458 625 997

## WHEELIE BIN HANDLER

### HSWBM2



#### Specifications:

<b>Working load limit</b>	<b>1000kg</b>
<b>Load Centre</b>	<b>1200mm</b>
<b>Unit weight</b>	<b>150kg</b>
<b>Horizontal C of G</b>	<b>720mm</b>
<b>Vertical C of G</b>	<b>90mm</b>
<b>Rotation</b>	<b>180 degrees</b>
<b>Pocket Centres</b>	<b>340mm</b>