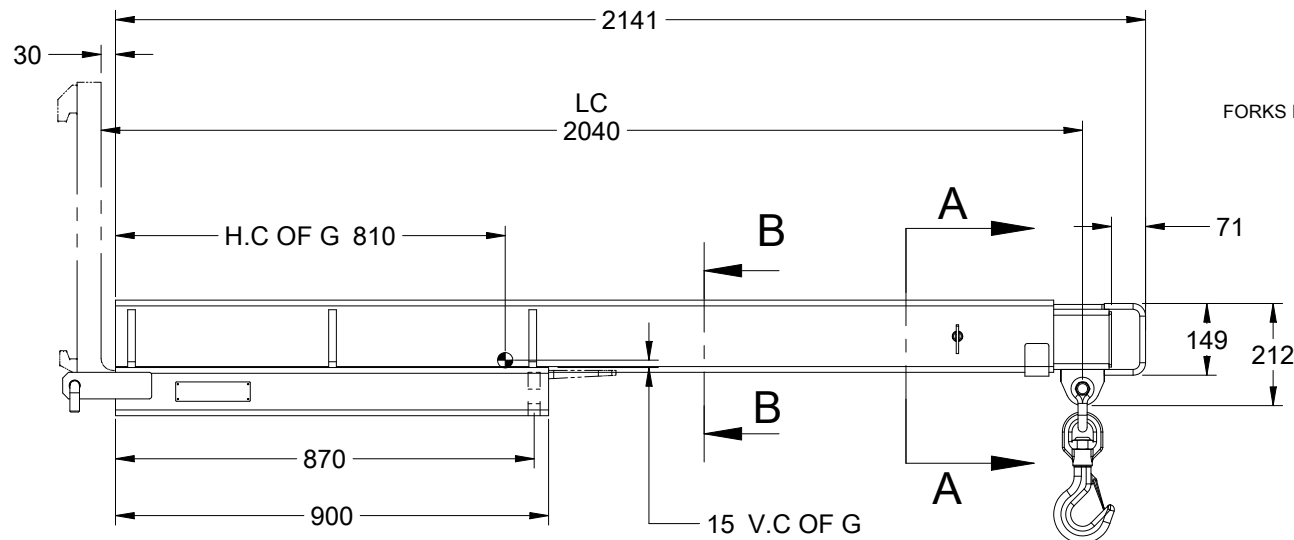
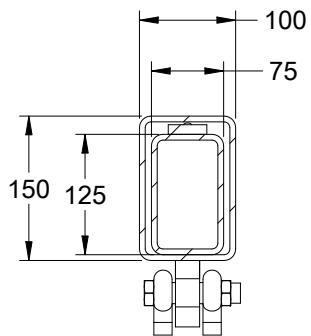
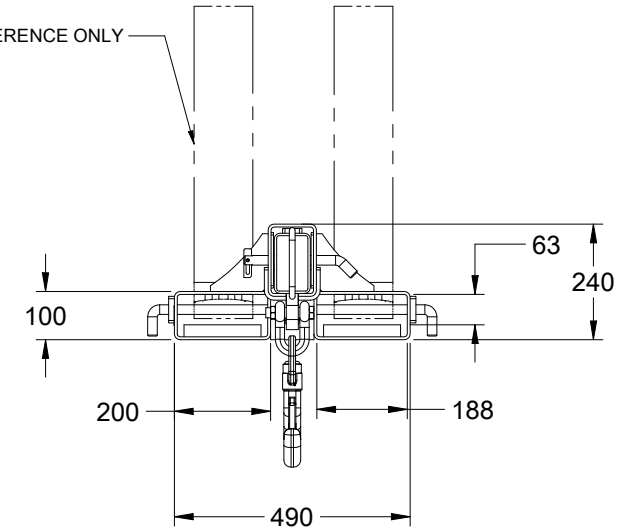


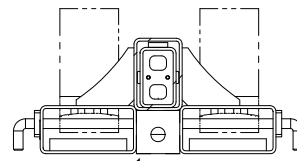
Capacity (kg)	Load Centre (mm)
4500	870
1650	2040
1250	2410
650	2780
450	3150
200	3520



FORKS FOR REFERENCE ONLY



SECTION A-A



SECTION B-B

DATA PLATE INFORMATION

MODEL : 45A-JBE-F-0150 (LEGACY 45A--JTS-B02-X) $\triangle R2$
 PART NO. SK-27344
 CAPACITY : 4500 KG AT 870 MM
 ALTERNATE CAPACITY: REFER LOAD CHART
 WEIGHT : 151 KG

ECN :	MATERIAL OPTIONS :	DRAWN : NSR	DATE 19/11/2014
R1 NUMBER STAMPING FOR LIFTING		PE :	APPR :
POINTS ADDED. NSR 13-7-16	ALT NO.	C cascade AUSTRALIA PTY LTD <small>THIS DRAWING IS THE PROPERTY OF CASCADE AND CONTAINS CONFIDENTIAL INFORMATION DO NOT REPRODUCE OR USE WITHOUT WRITTEN APPROVAL.</small>	
R2 MODEL NUMBER CHANGED	FINISH:		
DC 06/12/2019	DRAFTING STANDARD AS - 1100	DESCRIPTION: JIB, LONG, 4500 KG SLIP ON	
	CMC = CASCADE MATL CODE EPS = CASCADE PROCESS CODE CWS = CASCADE WELD SPEC		
	UNLESS OTHERWISE STATED ALL DIMENSIONS IN MILLIMETERS	WT 151 kg	
		SCALE : N.T.S.	
		SHEET : 1 OF 3	PART NO. / DWG NO. SK-27344

R2