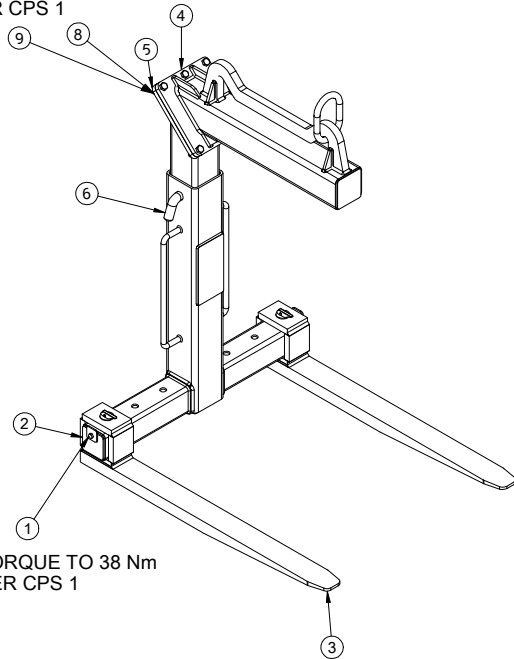


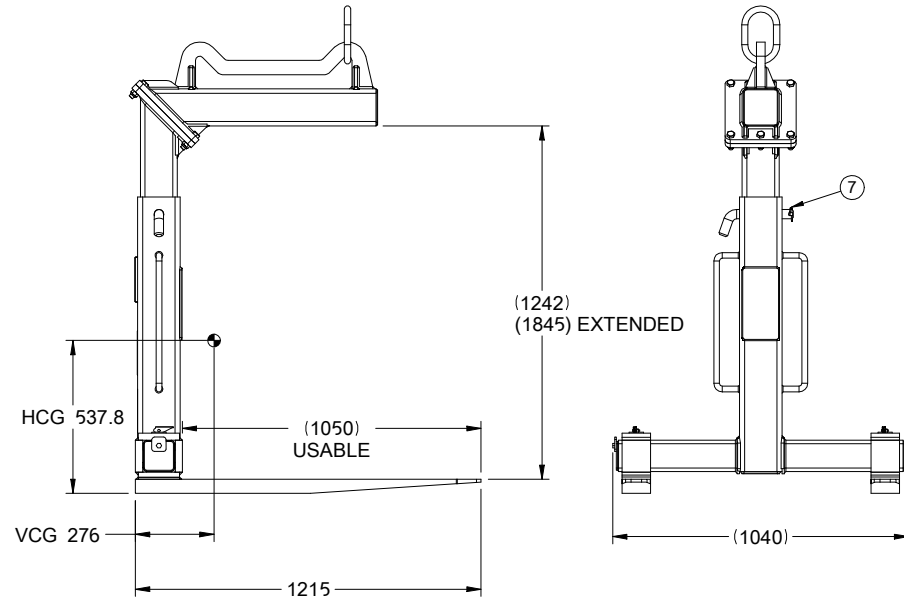
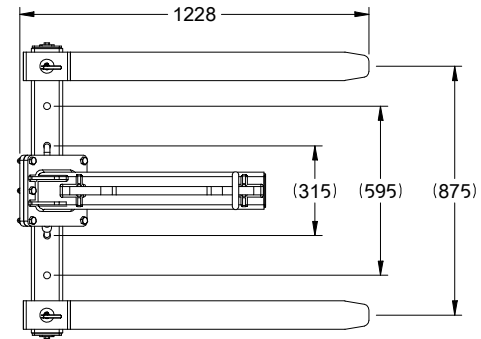
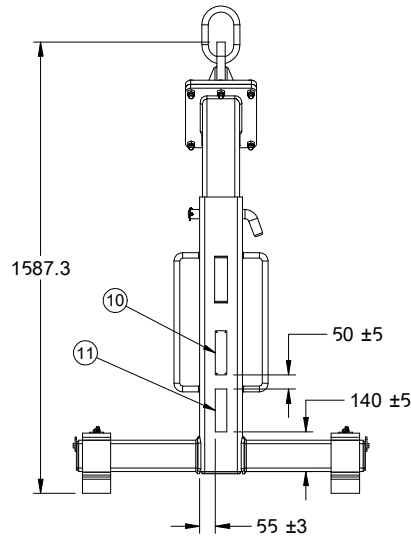
TORQUE TO 162 Nm  
PER CPS 1



TORQUE TO 38 Nm  
PER CPS 1

**SPECIFICATIONS:**

MODEL NUMBER: 20A-PHC-F-0125  
 CAPACITY AT LOAD CENTRE: 2000 kg X 600MM  
 EXTERNAL DIMENSIONS: 1215 X 1039 X 1645 MM  
 WEIGHT: 244. kg  
 FORK SIZE: 100 X 50 MM  
 USABLE FORK LENGTH: 1050 MM  
 HORZ. COG: REFER TO DRAWING  
 VERT. COG: REFER TO DRAWING



o	o-o	PN	-----
1	2	1878274	OUTER STOP ASSEMBLY
2	1	1879822	VERTICAL SUPPORT WELDMENT
3	2	1879823	FORK WELDMENT
4	1	1879824	LIFTING ARM WELDMENT
5	1	1879825	ADJUSTABLE SUPPORT WELDMENT
6	1	1879843	ROUND
7	1	1879986	PIN
8	6	C-678990	NUT-HXLK-N M16X2, 24-10.5-16
9	6	C-796631	SCR-HH M16X2 L65-38
10	1	1854228	NAMEPLATE
11	1	1854268	DECAL, STATUTORY WARNING

**HS Part No: 20A-PHC-A02**

- NOTE:  
 1. ALL COMPONENTS SHALL ASSEMBLE EASILY WITHOUT FORCING.  
 2. TORQUE ALL BOLTS TO MANUFACTURER RECOMMENDED TORQUES.

A-PIC REV	LISTED	<input checked="" type="checkbox"/> DCHW <input checked="" type="checkbox"/> BHUDSPET <input checked="" type="checkbox"/>	 THIS DRAWING IS THE PROPERTY OF CASCADE AND CONTAINS CONFIDENTIAL INFORMATION. DO NOT REPRODUCE OR USE WITHOUT WRITTEN APPROVAL. <b>PALLET HOOK LAYOUT</b> <b>MANUAL ADJUSTABLE</b> <b>20A-PHC-F-0125</b>
SEE CASCADE ENGINEERING STANDARDS FOR DRAFTING CONVENTIONS. UNLESS OTHERWISE SPECIFIED ALL DIMENSIONS ARE IN MILLIMETERS. ALL POSITION TOLERANCES APPLY AT Ⓞ. ENVELOPE REQUIREMENT, Ⓞ, APPLIES.		2021-02-04 244.kg 	
1 SK-27003			R- 1