

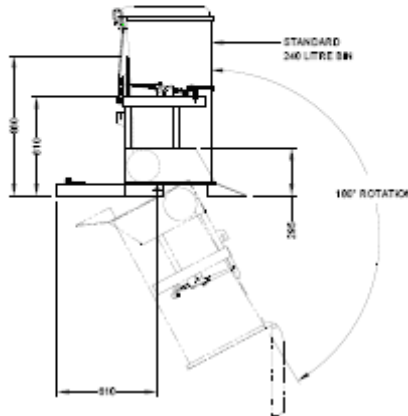
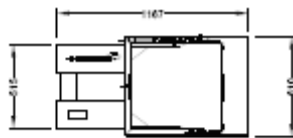
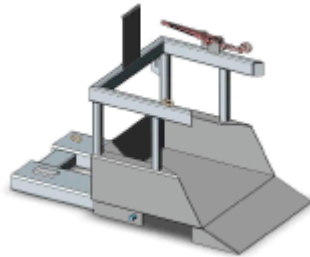
STRONG, DEPENDABLE ATTACHMENTS AND ACCESSORIES

2/3 Atlas Court
 Welshpool
 Western Australia 6106

Telephone: (08) 9458 7933
 Facsimile: (08) 9458 1351
 ABN 67 458 625 997

WHEELIE BIN HANDLER

HSWBM1



Specifications:

Working load limit	250kg
Load Centre	1200mm
Unit weight	100kg
Horizontal C of G	720mm
Vertical C of G	90mm
Rotation	180 degrees
Pocket Centres	340mm